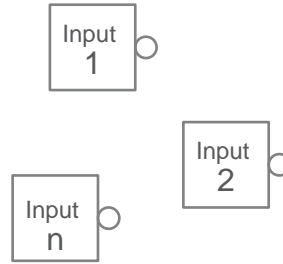




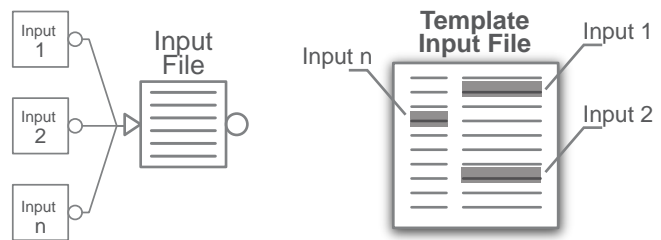
Step 1

Define the Input Variables



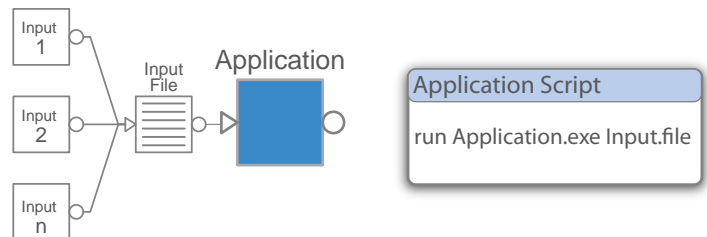
Step 2

Link the Input Variables to the Input File by inserting them into the Template Input File



Step 3

Define the Application Node and Write the scripting commands for Running the Application



Step 4

Add the Output Files Node. The Output File is the file generated by the Application for storing the Data. Link the Output File Node to the Application Node.

